

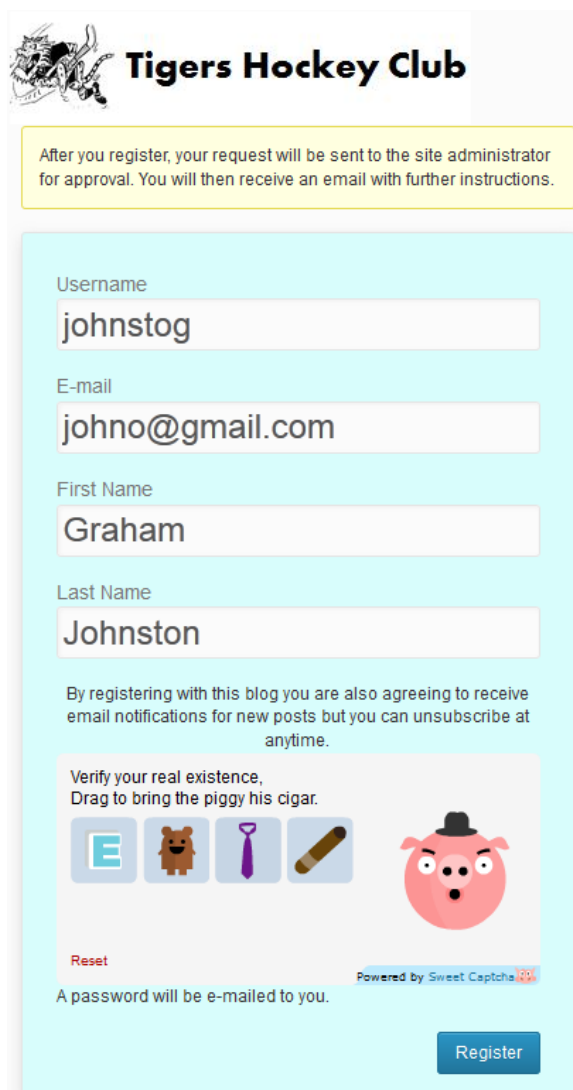
Tigers Website User Registration

Registering

Registering to Tigers website will allow you to add comments to posts, select which news posts are related to you and add an avatar.

Please Note: Your registration has to be approved by the committee before you can log on to the website. All comments will also require approval before they are added to the post.

To register go to <http://www.tigers.asn.au/wp-login.php?action=register> and fill out your details.



The screenshot shows the registration page for the Tigers Hockey Club. At the top left is the club's logo, a tiger, and the text "Tigers Hockey Club". Below this is a yellow box with the text: "After you register, your request will be sent to the site administrator for approval. You will then receive an email with further instructions." The registration form itself is light blue and contains the following fields: "Username" with the value "johnstog", "E-mail" with "johno@gmail.com", "First Name" with "Graham", and "Last Name" with "Johnston". Below these fields is a checkbox area with the text: "By registering with this blog you are also agreeing to receive email notifications for new posts but you can unsubscribe at anytime." This is followed by a Sweet Captcha verification section with the instruction: "Verify your real existence. Drag to bring the piggy his cigar." The captcha includes icons for an 'E', a bear, a tie, a cigar, and a piggy bank. A "Reset" link is visible below the captcha. At the bottom of the form is a "Register" button. A note at the bottom left states: "A password will be e-mailed to you." and a footer note says "Powered by Sweet Captcha".

Click on the "Register" button and an email notification will be sent to the Web Administrator for approval.


The Next Step

An email will be sent back to you with your login password once you have been approved. Follow the email instructions and log on to update your Profile and subscription categories (next page).

Logging on from the approval email for the first time

This URL will be on the email. <http://www.tigers.asn.au/wp-login.php> Use it to open the website.

Log on using the Username and password on the email.



Tigers Hockey Club

Welcome to Newcastle Tigers Hockey Club. This site is accessible to approved users only. To be approved, you must first register.

Username


Password

Remember Me

[Register](#) | [Lost your password?](#)

[← Back to Newcastle Tigers Hockey Club](#)

Update your profile details if required. You can also choose which name you want everyone to see.



Profile

Update Name

Username	<input type="text" value="johnstog"/>	<i>Username cannot be changed.</i>
First Name	<input type="text" value="Graham"/>	
Last Name	<input type="text" value="Johnston"/>	
Nickname <i>(required)</i>	<input type="text" value="johnstog"/>	
Display name publicly as	<input type="text" value="johnstog"/> <input type="button" value="▼"/>	

Contact Info

E-mail <i>(required)</i>	<input type="text" value="grahaman@gmail.com"/>
--------------------------	---

Changing your Password

Add a new password that you can remember. A strength indicator will show how strong the password is.

New Password

If you would like to change the password type a new one. Otherwise leave this blank.

Type your new password again.

Strong

Hint: The password should be at least seven characters long. To m

Select [Update Profile](#) to save your password.

Note: If you forget your password there is a password recovery link on the login pad.

Adding an Avatar

Scroll to the bottom of the profile page to find the Avatar section.

Click [Browse...](#) and find an avatar from you PC

[Browse...](#)

No local avatar is set. Use the upload field to add a local avatar.

Select [Update Profile](#) to save your Avatar. Your Avatar will appear next to your Username.

Once updated you avatar will appear next you name what it appears on the website.

Example.

Welcome Johnstog



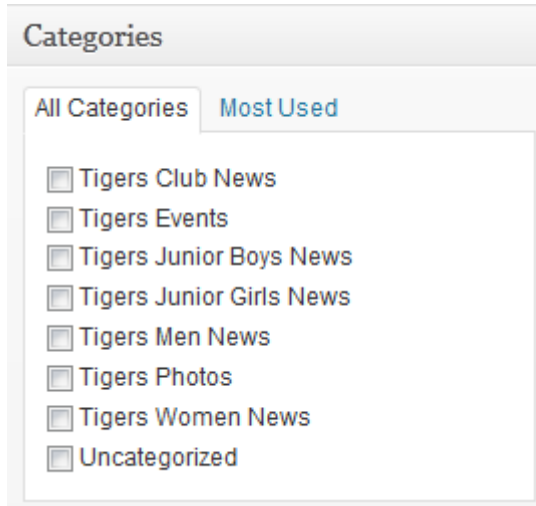
[Dashboard](#)

[Profile](#)

[Logout](#)

Updating News Post Categories


Categories are used by the person creating to post to point the news to the correct group of people. The categories on the Tigers Website are below.



As a Registered User “Tigers Club News” is mandatory but all the others can be selected or unselected depending on what is related to you.

Selecting/Unselecting Categories

On the left side select “Subscribe2”



Under the “Subscribed Categories” select/unselect as required.

Subscribed Categories

- | | |
|---|--|
| <input type="checkbox"/> Select / Unselect All | |
| <input checked="" type="checkbox"/> Tigers Events | <input checked="" type="checkbox"/> Tigers Club News |
| <input checked="" type="checkbox"/> Tigers Junior Boys News | <input checked="" type="checkbox"/> Tigers Photos |
| <input type="checkbox"/> Tigers Junior Girls News | <input type="checkbox"/> Tigers Women News |
| <input checked="" type="checkbox"/> Tigers Men News | <input type="checkbox"/> Uncategorized |

EXAMPLE: From the above settings if a new post is assigned the “Tigers Women News” category this users wouldn’t receive an email notification.

Select [Update Preferences »](#) to save your settings.

Going back to the Website from the Dashboard

Hover over **Newcastle Tigers Hockey Club** at the top left of the page and click on “Visit Site”